



ICCS

June 2019

 BioInvent

This presentation does not constitute or form part of any offer or invitation to purchase or subscribe for, or any offer to underwrite or otherwise acquire, any shares or any other securities in BioInvent International AB ("**BioInvent**"). Neither shall the presentation or any part of it, nor the fact of its distribution or communication, form the basis of, or be relied on in connection with, any contract, commitment or investment decision in relation thereto.

This presentation contains forward-looking statements, which are subject to risks and uncertainties because they relate to expectations, beliefs, projections, future plans and strategies, anticipated events or trends and similar expressions concerning matters that are not historical facts. All statements other than statements of historical fact included in this presentation are forward-looking statements. Forward-looking statements give BioInvent's current expectations and projections relating to its financial condition, results of operations, plans, objectives, future performance and business. These statements may include, without limitation, any statements preceded by, followed by or including words such as "target," "believe," "expect," "aim," "intend," "may," "anticipate," "estimate," "plan," "project," "will," "can have," "likely," "should," "would," "could" and other words and terms of similar meaning or the negative thereof. Such forward-looking statements involve known and unknown risks, uncertainties and other factors, which may cause the actual results, performance or achievements of BioInvent or the industry in which it operates, to be materially different than any future results, performance or achievements expressed or implied by such forward-looking statements. Given these risks, uncertainties and other factors, recipients of this presentation are cautioned not to place undue reliance on these forward-looking statements. The forward-looking statements referred to above speak only as at the date of the presentation. BioInvent will not undertake any obligation to release publicly any revisions or updates to these forward-looking statements to reflect future events, circumstances, anticipated events, new information or otherwise except as required by law or by any appropriate regulatory authority.

The information included in this presentation may be subject to updating, completion, revision and amendment and such information may change materially. No person, including BioInvent and its advisors, is under any obligation to update or keep current the information contained in this presentation and any opinions expressed in relation thereto are subject to change without notice. Neither BioInvent nor any of its owners, affiliates, advisors or representatives (jointly the "**Disclosers**") make any guarantee, representation or warranty, express or implied, as to the accuracy, completeness or fairness of the information and opinions contained in this presentation, and no reliance should be placed on such information. None of the Disclosers accept any responsibility or liability whatsoever for any loss howsoever arising from any use of this presentation or its contents or otherwise arising in connection therewith.

By attending this presentation or by accepting any copy of this document, you agree to be bound by the foregoing limitations.

COMPANY SNAPSHOT

LEADING ANTIBODY IMMUNO-ONCOLOGY PLATFORM



- Advancing Cancer Immunotherapy by overcoming tumor resistance
- Validated by publications in top-tier journals e.g. Cancer Cell, and Immunity and partnerships with leading pharma companies such as Pfizer, Transgene, Bayer Pharma, Daiichi Sankyo and Mitsubishi Tanabe Pharma

VALIDATING DEAL WITH PFIZER



- Development of anti-tumor associated myeloid (anti-TAM) antibodies
- \$3 million upfront & \$6 million equity stake
- Potential milestones > \$500 million & up to double digit royalties

ROBUST PIPELINE FUELED BY STRONG, FULLY INTEGRATED RESEARCH ENGINE



- 2 proprietary programs in the clinic - key readouts 2019
- 50/50 partnership with Transgene to develop first-in-class antibody-expressing oncolytic viruses in solid tumors

EXPERIENCED MANAGEMENT TEAM WITH BIG PHARMA AND BIOTECH EXPERIENCE



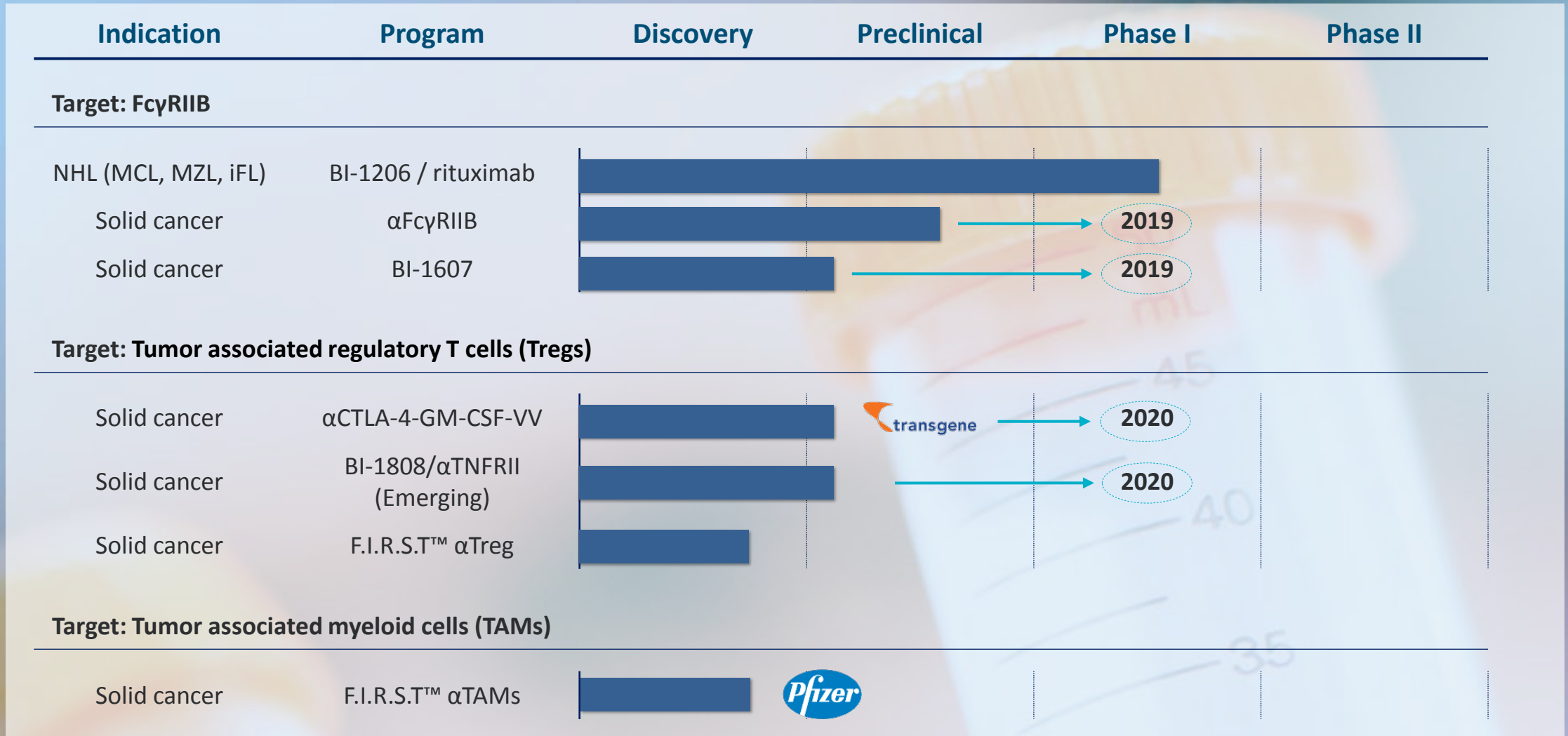
- Broad scientific/clinical expertise
- Significant senior executive experience with strong focus on partnering/deal making

STRONG INSTITUTIONAL SHAREHOLDER BASE



- a.o. Pfizer, Omega Funds, Institut Mérieux, Van Herk Investments, Rhenman Healthcare Equity
- Recently concluded combined rights and directed issue and raised approximately MSEK 240 before transaction costs

PIPELINE – MULTIPLE VALUE DRIVERS



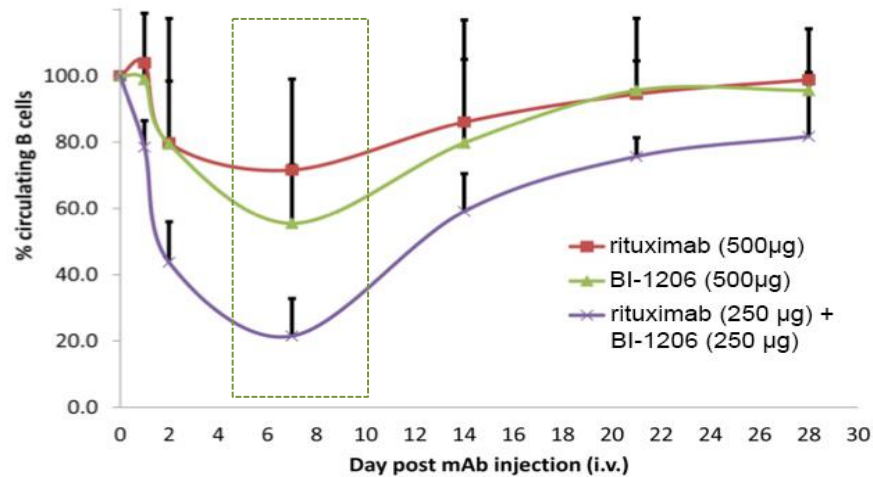
- BioInvent additionally has ownership in anti-PIGF programs TB-403 and THR-317 partnered with Oncurios and Oxurion
- Two parallel Clinical Phase I/II studies ongoing with BI-1206 (BioInvent and CRUK sponsored)

BI-1206: CUTTING BOTH WAYS

BI-1206 BLOCKS RITUXIMAB INTERNALIZATION AND IMPROVES ITS ANTI-TUMOR ACTIVITY

Human CD20 FcγRIIB double transgenic mice

B cell depletion in vivo



Comments

- By combining Rituximab and BI-1206, results show a synergistically enhanced B cell depletion
- Demonstrating that BI-1206 is truly boosting Rituximab's effect

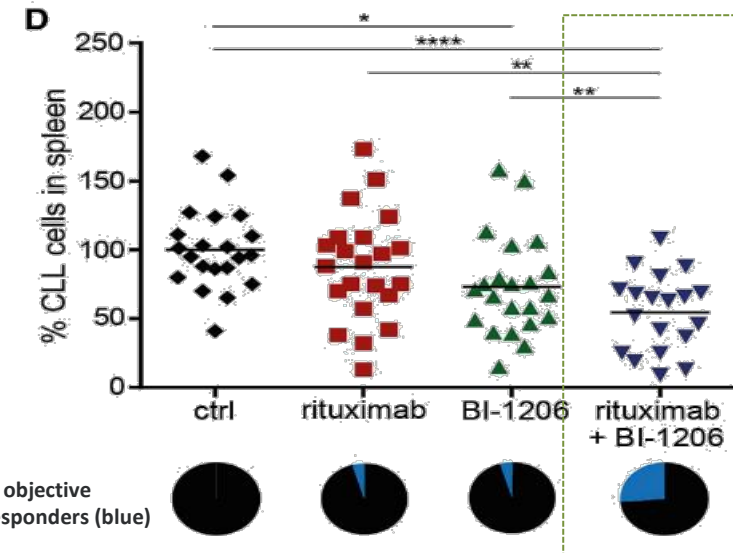
**BOOSTING
RITUXIMAB'S EFFECT**



**OVERCOMING
RESISTANCE**



Humanized model of relapsed / refractory CLL¹



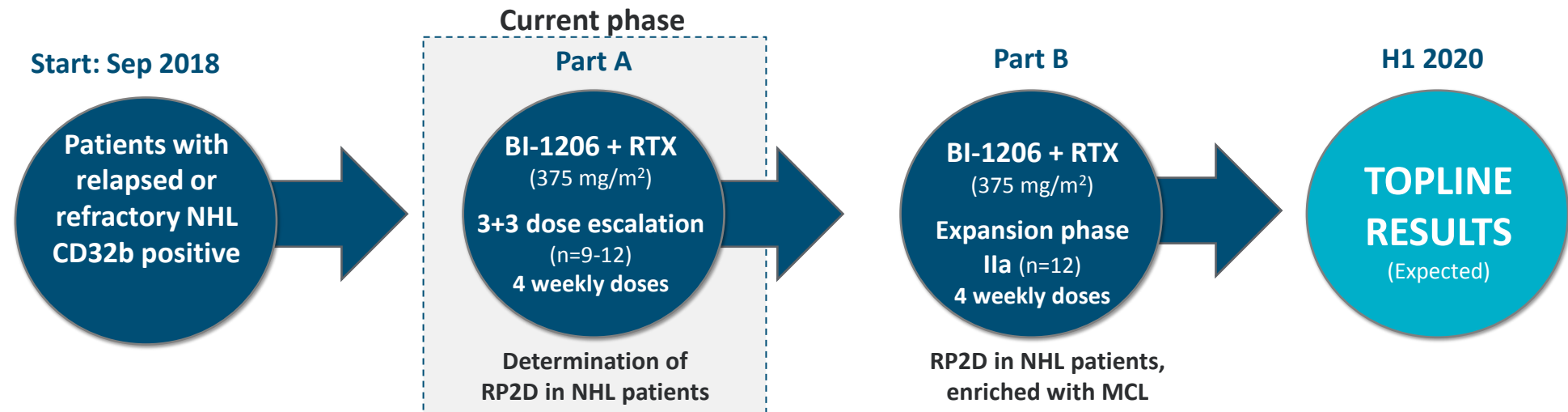
Comments

- Adding BI-1206 re-sensitizes tumor cells to rituximab mediated leukemic cell depletion
- Demonstrating that BI-1206 can overcome rituximab resistance in vivo

BI-1206: EXPANDING THERAPEUTIC POTENTIAL - PHASE I/IIA STUDY

STUDY OVERVIEW

- A multicenter, open label, Phase I/IIa study in relapsed or refractory indolent Non-Hodgkin Lymphoma (iNHL) patients enriched with Mantle Cell Lymphoma – approximately 24 patients across sites in US & EU
- High proportion of patients expressing FCγRIIB in enriched population
- High unmet medical need – despite the availability of targeted therapies

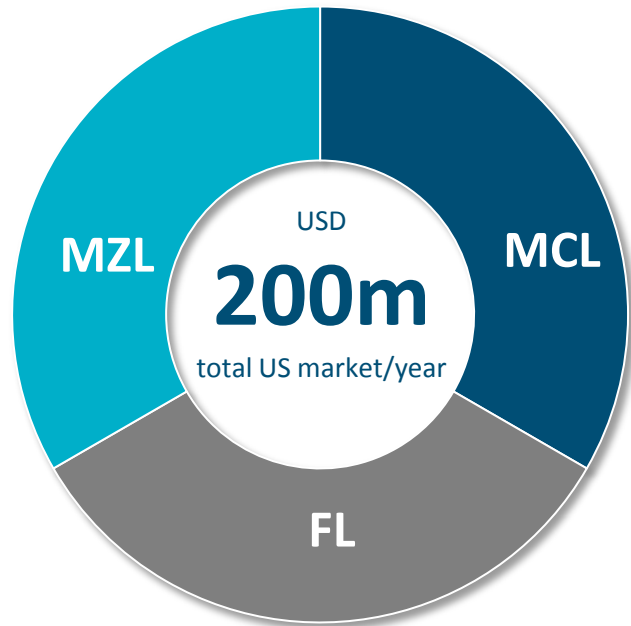


OBJECTIVES

- Safety & tolerability of BI-1206 in combination with rituximab
- PK/PD¹ of the antibody
- Recommended phase 2 dose (RP2D)
- Signs of efficacy of the combination treatment
- Biomarker exploration (B cell depletion, phosphorylation of FCγRIIB)
 - FCγRIIB overexpression is associated with a worse prognosis for the patient

BI-1206: VALUE PROPOSITION – KEY SEGMENTS & VALUE DRIVERS

KEY SUB-SEGMENTS OF NON-HODGKIN LYMPHOMA (NHL)



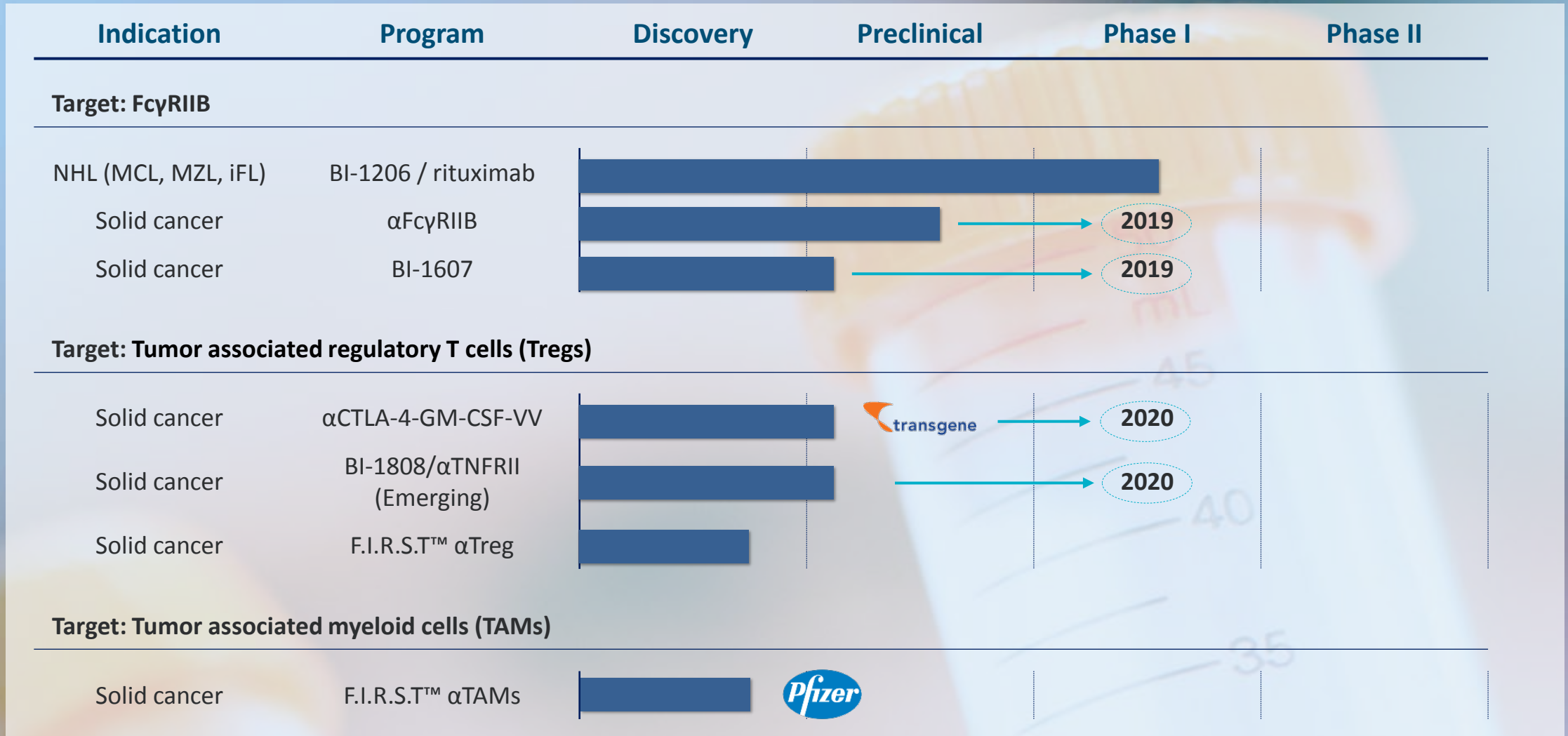
- **MCL**¹, mantle cell lymphoma develops in the outer edge of a lymph node called mantle cell. Usually diagnosed in people in their early 60s. MCL may be slow growing (indolent) but can also be fast-growing (aggressive).
- **FL**¹, follicular lymphoma is typically very slow-growing and is the most common form of slow-growing non-Hodgkin lymphoma.
- **MZL**¹, marginal zone lymphoma is a slow growing type of B cell non-Hodgkin lymphoma that begins forming in the marginal zones of lymph tissue. Median age for diagnosis is 65.

Value drivers

Safety, chemo-free regimen and scientific rationale in anti-CD20 refractory B-cell lymphoma are key drivers of BI-1206 attractiveness.

- First-in-class in hematology - no direct competitors
- BI-1206 shows a favorable safety profile
- High unmet need for chemotherapy-free, safer options in 2nd Line
 - in Rituximab-refractory patients
 - in aggressive disease such as MCL
 - in transplant ineligible and elderly MCL patients
 - In patients ineligible for chemo or targeted therapies
- Shorter clinical trials in 2nd Line and 3rd Line MCL (~2-3 years)
- Strong scientific rationale
- Possible label extension to all therapeutic areas where anti-CD20 mAbs are used
- BioInvent has received Orphan Drug Designation from the FDA for BI-1206 in MCL in January

PIPELINE – MULTIPLE VALUE DRIVERS



- BioInvent additionally has ownership in anti-PIGF programs TB-403 and THR-317 partnered with Oncurios and Oxurion
- Two parallel Clinical Phase I/II studies ongoing with BI-1206 (BioInvent and CRUK sponsored)